


**WINTER 1990**

THE BOWLING EVENT IN GAY GAMES III

by Daryl Carter

The Bowling Event itself in Gay Games III made a number of departures from the event in the original Games I and II for a number of reasons that we hope will be continued in the Games to come. The process to achieve medal status was built on three criteria: Skill, Endurance and Competition at One's own level.

SKILL: The basic premise for men and women bowling in the Games was built on the fact that with average divisions and skill and practice, men and women could compete equally against each other without prejudice towards the men. The singles event was run separately in the three divisions for men and women but all other events (Doubles and Teams) were any mix. In pursuit of this, we designed a format wherein we looked for consistency of performance and ability to hit well over a large number of games, as opposed to one-shot wonders. Thus the elimination of step-ladder competition for example. Why should someone be knocked out of a medal by losing in one game when the person has shot consistently high for 16 - 20 games. In my mind, the person who achieves excellence over a large number of games is the true champion, not someone who plods along over the week and suddenly gets hot in one game.


ENDURANCE: We certainly achieved what we wanted here. We looked for a format that would demand a great deal physically from the athletes who bowled. This meant that in singles for example: you bowled four games: we then took the top 25% of the participants and they rolled a further three games. The scores were cumulative and the top ten in each

average division went on to roll a round robin format with bonus points to determine placement. The people who achieved medals in the singles divisions rolled 16 games in two days to get there. The endurance standards should never be lessened. We are looking for our true champions, not just people who are having a good week or a good season. We followed similar formats for Doubles and Teams. If you were in all three, and some were, you could bowl a total of 46 games that week.

COMPETITION AT ONE'S OWN LEVEL: The most important contribution we made to bowling in the Games was the introduction of divisions. Finally there was a reason for the 130 or 160 average bowler not only to play, but to achieve excellence in their own level. The divisions we used were 0-140, 141-170 and 171+ for singles and doubles or five times those amounts for teams. I am very pleased with the success of these divisions, although I would recommend changes in the future; fine tuning perhaps with the addition of another division, say 171-185 and 185+.

The other significant suggestion was that it was time that we started to think about a seniors division and perhaps the next Games should consider this. Our surviving population is aging and there is a real need to cater to the over fifty groups in gay and Lesbian bowling.

The final analysis is that the sport of bowling in the Games should continue to grow to represent the ultimate achievement for our people in our sport. We must work hard to insure that a medal achieved in bowling is a true accomplishment. It lessens the importance of the Games if your medal is achieved against a small field or because you happened to be in a competition that is not a constant winnowing until a true victory is achieved by a great athletic effort. We must be always on guard to insure that standards of excellence are always maintained.



The medallists in all divisions for all three events pose for a group photo after it was finally all over

GAY GAMES 90 - WOMEN'S SINGLES BOWLING COMPETITION - DIVISION I

REG NO	FIRST NAME	LASTNAME	CITY	COUNTRY	AVG	RD 1 SCORE	RD 2 SCORE	RD 3 SCORE	CUMUL SCORE	BONUS POINTS	TOTAL SCORE	RANK	OVERALL AVERAGE
15911	MARGARET	KLEIN	SAN JOSE	U.S.A.	128	633	389	1,603	2,625	270	2,895	1	164
11916	GLORIA A.	FLORES	MINNEAPOLIS	U.S.A.	133	639	446	1,526	2,611	240	2,851	2	163
19233	CHARLENE	SCHWABE	SAN FRANCISCO	U.S.A.	139	609	447	1,399	2,455	120	2,895	3	153

GAY GAMES 90 - WOMEN'S SINGLES BOWLING COMPETITION - DIVISION II

REG NO	FIRST NAME	LASTNAME	CITY	COUNTRY	AVG	RD 1 SCORE	RD 2 SCORE	RD 3 SCORE	CUMUL SCORE	BONUS POINTS	TOTAL SCORE	RANK	OVERALL AVERAGE
18590	PHILLIPPA	NISBET	VANCOUVER	CANADA	152	781	474	1,836	3,091	240	3,331	1	182
11612	CAROLE L.	HORNER	SAN JOSE	U.S.A.	147	777	499	1,825	3,101	210	3,311	2	182
19233	CHARLENE	SCHWABE	SACRAMENTO	U.S.A.	158	704	560	1,745	3,009	240	3,249	3	177

GAY GAMES 90 - WOMEN'S SINGLES BOWLING COMPETITION - DIVISION III

REG NO	FIRST NAME	LASTNAME	CITY	COUNTRY	AVG	RD 1 SCORE	RD 2 SCORE	RD 3 SCORE	CUMUL SCORE	BONUS POINTS	TOTAL SCORE	RANK	OVERALL AVERAGE
12874	DEBBIE	CARMONA	MOUNTAINVIEW	U.S.A.	202	821	668	1,465	2,954	135	3,089	1	211
16637	MELANIEL.	COYLE	SAN FRANCISCO	U.S.A.	184	857	677	1,432	2,966	120	3,086	2	212
13036	DEBRA	BAYER	GLENDALE	U.S.A.	179	707	564	1,339	2,610	180	2,790	3	186

GAY GAMES 90 - MEN'S SINGLES BOWLING COMPETITION - DIVISION I

REG NO	FIRST NAME	LASTNAME	CITY	COUNTRY	AVG	RD 1 SCORE	RD 2 SCORE	RD 3 SCORE	CUMUL SCORE	BONUS POINTS	TOTAL SCORE	RANK	OVERALL AVERAGE
17210	MICHAEL	SPEROS	STANMORE	AUSTRALIA	129	697	531	1,681	2,909	210	3,119	1	182
18923	THOMAS	DE CONZA	NEW YORK	U.S.A.	137	597	523	1,507	2,627	180	2,807	2	164
15741	JOE	MacCORMACK	CALGARY	CANADA	135	641	491	1,436	2,568	180	2,748	3	161

GAY GAMES 90 - MEN'S SINGLES BOWLING COMPETITION - DIVISION II

REG NO	FIRST NAME	LASTNAME	CITY	COUNTRY	AVG	RD 1 SCORE	RD 2 SCORE	RD 3 SCORE	CUMUL SCORE	BONUS POINTS	TOTAL SCORE	RANK	OVERALL AVERAGE
19277	JOHN M.	ERB	WOODDALE	U.S.A.	153	826	622	1,802	3,250	240	3,490	1	203
12574	MELANIEL.	WILLIAMS	FREMONT	U.S.A.	163	755	587	1,627	2,969	270	3,239	2	186
10140	DEBRA	FUCHS	ST. LOUIS	U.S.A.	162	734	587	1,552	2,873	150	3,023	3	180

GAY GAMES 90 - MEN'S SINGLES BOWLING COMPETITION - DIVISION III

REG NO	FIRST NAME	LASTNAME	CITY	COUNTRY	AVG	RD 1 SCORE	RD 2 SCORE	RD 3 SCORE	CUMUL SCORE	BONUS POINTS	TOTAL SCORE	RANK	OVERALL AVERAGE
12125	KEVIN	SCHWABE	SAN FRANCISCO	U.S.A.	213	983	703	2,167	3,853	180	4,033	1	241
10371	JACK	STONE	SAN JOSE	U.S.A.	211	873	670	2,057	3,600	180	3,780	2	225
11622	HARVEY	JOHNSON	OAKLAND	U.S.A.	184	862	707	2,054	3,623	150	3,773	3	226

GAY GAMES 90 - MIXED DOUBLES COMPETITION - DIVISION I

RANK	REG NO	FIRST NAME	LASTNAME	CITY	COUNTRY	DBL NO.	AVG	COMB AVG	RD 1 SCORE	RD 2 SCORE	RD 3 SCORE	CUMUL SCORE	BONUS POINTS	TOTAL SCORE	--- AVERAGE --- GAME	BOWLER
1	15737	DARLENE	TUCKER	CALGARY	CANADA	30	141	275	1,329	960	2,293	4,582	100	4,682	305	153
	15738	DARLENE	RUCKABER	CALGARY	CANADA	30	134									
2	15491	LESTER D.	STIMPSON	BRISBANE	AUSTRALIA	73	145	265	1,287	1,022	2,252	4,561	80	4,641	304	152
	15488	PAUL	COTTEE	BRISBANE	AUSTRALIA	73	120									
3	14148	JORDAN L.	RUTHERFORD	CALGARY	CANADA	47	146	278	1,262	1,013	2,228	4,503	100	4,603	300	150
	15756	YALE	LAMPE	CALGARY	CANADA	47	132									

GAY GAMES 90 - MIXED DOUBLES COMPETITION - DIVISION II

RANK	REG NO	FIRST NAME	LASTNAME	CITY	COUNTRY	DBL NO.	AVG	COMB AVG	RD 1 SCORE	RD 2 SCORE	RD 3 SCORE	CUMUL SCORE	BONUS POINTS	TOTAL SCORE	--- AVERAGE --- GAME	BOWLER
1	19276	JIM	THORPE	CHICAGO	U.S.A.	240	172	325	1,495	1,113	2,615	5,223	100	5,323	348	174
	19277	JOHN M.	ERB	WOODDALE	U.S.A.	240	153									
2	16575	TERRY D.	TURNER	GLENDALE	U.S.A.	233	180	336	1,341	1,178	2,662	5,181	100	5,281	345	173
	19241	DAVID C.	GORDON	SANTA ANA	U.S.A.	233	156									
3	18021	SCOTT	MILLER	SAN FRANCISCO	U.S.A.	181	166	338	1,354	1,229	2,618	5,201	80	5,281	347	173
	18020	TIM	KNEIS	OAKLAND	U.S.A.	181	172									

GAY GAMES 90 - MIXED DOUBLES COMPETITION - DIVISION III

RANK	REG NO	FIRST NAME	LASTNAME	CITY	COUNTRY	DBL NO.	AVG	COMB AVG	RD 1 SCORE	RD 2 SCORE	RD 3 SCORE	CUMUL SCORE	BONUS POINTS	TOTAL SCORE	--- AVERAGE --- GAME	BOWLER
1	12125	KEVIN	SCHWABE	SAN FRANCISCO	U.S.A.	90	213	424	1,640	1,276	3,268	6,184	100	6,284	412	206
	10371	JACK	STONE	SAN JOSE	U.S.A.	90	211									
2	16572	BRUCE	MEYERS	STUDIO CITY	U.S.A.	52	197	407	1,730	1,296	3,124	6,150	100	6,250	410	205
	16573	PATRICK	BRYNE	MISSION HILLS	U.S.A.	52	210									
3	16271	PHILIP A.	CORLEY	SEATTLE	U.S.A.	133	197	402	1,648	1,294	3,008	5,950	80	6,030	397	198
	16270	MICHAEL H.	SORTE	SEATTLE	U.S.A.	133	205									

GAY GAMES 90 - MIXED TEAMS COMPETITION - DIVISION I


RANK	REG NO	FIRST NAME	LASTNAME	CITY	COUNTRY	AVG	TNO	COMB AVG	RD 1 SCORE	RD 2 SCORE	RD 3 SCORE	TOTAL SCORE	--- AVERAGE --- GAME	BOWLER
1	15487	DARRYL	NISBET	BRISBANE	AUSTRALIA	131	34	666	2,334	2,289	3,949	8,572	779	156
	15488	PAUL	COTTEE	BRISBANE	AUSTRALIA	120								
	15492	LESLIE R.	RUSSELL	BRISBANE	AUSTRALIA	138								
	17742	DAVID S.	GRAHAM	BRISBANE	AUSTRALIA	132								
	15491	LESTER D.	STIMPSON	BRISBANE	AUSTRALIA	145								
2	17224	BIRAN	FREWIN	RIVERVIEW	AUSTRALIA	145	111	700	2,402	2,292	3,726	8,420	765	153
	17210	MICHAEL	SPEROS	STANMORE	AUSTRALIA	129								
	17209	EDDIE	WONG	DOUBLE BAY	AUSTRALIA	146								
	17221	JOE	MacLEAN	RIVERVIEW	AUSTRALIA	160								
	17333	NICK A.	MAHONEY	VANCLUSE	AUSTRALIA	120								
3	15740	THOMAS	FOGLE	PHILADELPHIA	U.S.A.	127	15	664	2,138	2,248	3,696	8,082	735	147
	15736	KEVIN	CONNOLLY	CALGARY	CANADA	121								
	15738	DARLENE	RUCKABER	CALGARY	CANADA	134								
	15737	DARLENE	TUCKER	CALGARY	CANADA	141								
	12188	TONY	WROHAN	CALGARY	CANADA	141								

GAY GAMES 90 - MIXED TEAMS COMPETITION - DIVISION II

RANK	REG NO	FIRST NAME	LASTNAME	CITY	COUNTRY	AVG	TNO	COMB AVG	RD 1 SCORE	RD 2 SCORE	RD 3 SCORE	TOTAL SCORE	--- AVERAGE --- GAME	BOWLER
1	13058	JERRY	LOVELL	No. HOLLYWOOD	U.S.A.	158	2	844	2,719	2,755	4,555	10,029	912	182
	13059	JEFFREY	TOBLER	LOS ANGELES	U.S.A.	166								
	13061	ABEL J.	WIDNER	LONG BEACH	U.S.A.	169								
	13060	BOB L.	THOMS	LOS ANGELES	U.S.A.	173								
	10980	CHARLES	ORT	LOS ANGELES	U.S.A.	178								
2	17464	TOM	CHIOLA	CHICAGO	U.S.A.	169	101	805	2,718	2,616	4,400	9,734	885	177
	19275	JOEL	KURTZMAN	CHICAGO	U.S.A.	154								
	19278	CHRIS	COTHRAN	CHICAGO	U.S.A.	157								
	19277	JOHN M.	ERB	WOODDALE	U.S.A.	153								
	19276	JIM	THORPE	CHICAGO	U.S.A.	172								
3	16539	JAMES E.	RIGGINS	SACRAMENTO	U.S.A.	152	55	832	2,613	2,636	4,478	9,727	884	177
	16537	TOM	LANE	RANCHO CORDOVA	U.S.A.	158								
	16534	TIM A.	HALVERSON	SACRAMENTO	U.S.A.	182								
	16536	MARLENE	SULLIVAN	SACRAMENTO	U.S.A.	151								
	16535	CARL R.	McCOLLUM	SACRAMENTO	U.S.A.	189								

GAY GAMES 90 - MIXED TEAMS COMPETITION - DIVISION III

RANK	REG NO	FIRST NAME	LASTNAME	CITY	COUNTRY	AVG	TNO	COMB AVG	RD 1 SCORE	RD 2 SCORE	RD 3 SCORE	TOTAL SCORE	--- AVERAGE --- GAME	BOWLER
1	12874	DEBBIE	CARMONA	MOUNTAINVIEW	U.S.A.	202	9	1,006	3,304	3,026	5,055	11,385	1,035	207
	11622	HARVEY	JOHNSON	OAKLAND	U.S.A.	184								
	10371	JACK	STONE	SAN JOSE	U.S.A.	211								
	11440	JOHN T.	GAMES	SAN JOSE	U.S.A.	205								
	11615	GARY A.	FILLA	SAN JOSE	U.S.A.	204								
2	20806	PETER	JORDAN	CHICAGO	U.S.A.	193	96	982	2,860	3,128	5,195	11,183	1,017	203
	19272	PAUL	ROJAS JR.	CHICAGO	U.S.A.	199								
	19271	DON	KROENING	CHICAGO	U.S.A.	209								
	19274	STEVE	JANUSZ	MELROSE PARK	U.S.A.	186								
	11862	RICHARD	UYVARI	CHICAGO	U.S.A.	195								
3	16272	WARREN	KLINE	SEATTLE	U.S.A.	211	30	983	3,203	2,974	4,969	11,146	1,013	203
	16274	RORY	KROUT	SEATTLE	U.S.A.	191								
	16271	PHILIP A.	CORLEY	SEATTLE	U.S.A.	197								
	16269	JERRY	McINNIS	SEATTLE	U.S.A.	179								
	16270	MICHAEL H.	SORTE	SEATTLE	U.S.A.	205								



The medallists in the three womens single divisions



The medallists in the three mens singles divisions